

GSP55, GSP80, GSP130 Sub-Prime® Electric Submersible Dewatering Pumps

GSP55, GSP80,
GSP130

The line of Godwin Sub-Prime GSP electric submersible pumps is designed for large dewatering applications requiring high head or high volume. The GSP55, GSP80 and GSP130 models are capable of maximum flow rates from 250 to 900 gpm (15.8 to 56.8 l/sec.) and maximum discharge heads from 75 to 262 feet (23 to 80M). Like the small dewatering and trash handling models in the Sub-Prime line, these large dewatering submersible pumps are suited to tough construction, mining and industrial applications. They feature a slim-line design ideal for fitting into confined spaces and rugged construction for longer life, specifically a cast chromium steel impeller and heavy duty rubber coated adjustable wear parts. Other features and benefits include tandem mechanical seals for dry running and extra protection against leakage, and a dual voltage junction chamber for convenient changeover in the field.



Features

- Convenient top discharge
- Compact slim-line design
- Oversized power cable
- Dual voltage junction chamber
- Dual phase changeover capability for models GSP55 and GSP80
- High performance submersible motor
- Oversized, heavy duty ball bearings
- Tandem mechanical seals – Silicon Carbide on Silicon Carbide primary seal
- Cast Chromium Steel impeller and heavy duty rubber coated adjustable wearparts
- Lightweight aluminum and corrosion resistant stainless steel cooling jacket
- Dry running capabilities
- Optional manual and automatic control panels available

Specifications Three-Phase Models

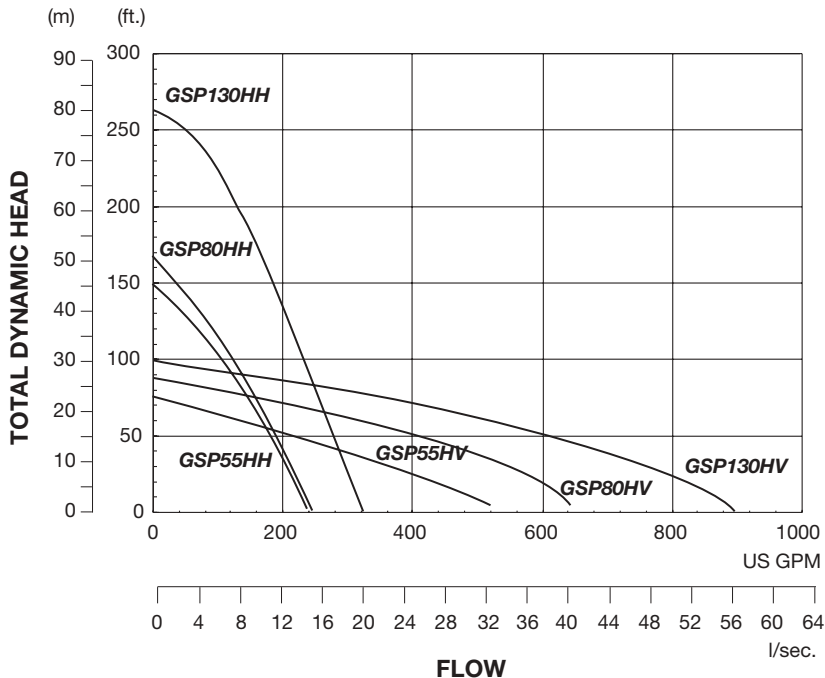
	GSP55	Model GSP80	GSP130
<i>HP (kW)</i>	5.5 (4.1)	8.0 (6.0)	13.0 (9.7)
<i>Max. GPM (l/sec.)</i>			
HV	550 (34.7)	660 (42)	900 (56.8)
HH	250 (15.8)	250 (15.8)	300 (18.9)
<i>Max. Head - Ft. (M)</i>			
HV	75' (23M)	85' (25.9M)	100' (34.8M)
HH	150' (45.7M)	170' (51.8M)	262' (80M)
<i>Discharge</i>	4" (100mm)	4" (100mm)	4" (100mm)
<i>Cable</i>	65' (20M)	65' (20M)	65' (20M)
<i>RPM</i>	3400	3400	3400
<i>Max. Temp.</i>	103°F (40°C)	103°F (40°C)	103°F (40°C)
<i>PH Range</i>	5.0-8.0	5.0-8.0	5.0-8.0
<i>Voltage</i>	230/460, 575	230/460, 575	230/460, 575
<i>Phase</i>	3	3	3
<i>Amps (230V/460V)</i>			
HV	14/6.9, 5.5	22/11, 8.7	33.0/16, 13
HH	15/7.5, 6	21/11, 8.5	33.0/16, 13
<i>Weight</i>	94 lbs. 43 kg.	107 lbs. 49 kg.	131 lbs. 60 kg.
<i>Max. Solids</i>	.33" (8.5mm)	.33" (8.5mm)	.33" (8.5mm)
<i>Max. Sub.</i>	65' (20M)	65' (20M)	65' (20M)



HV = High Volume
HH = High Head

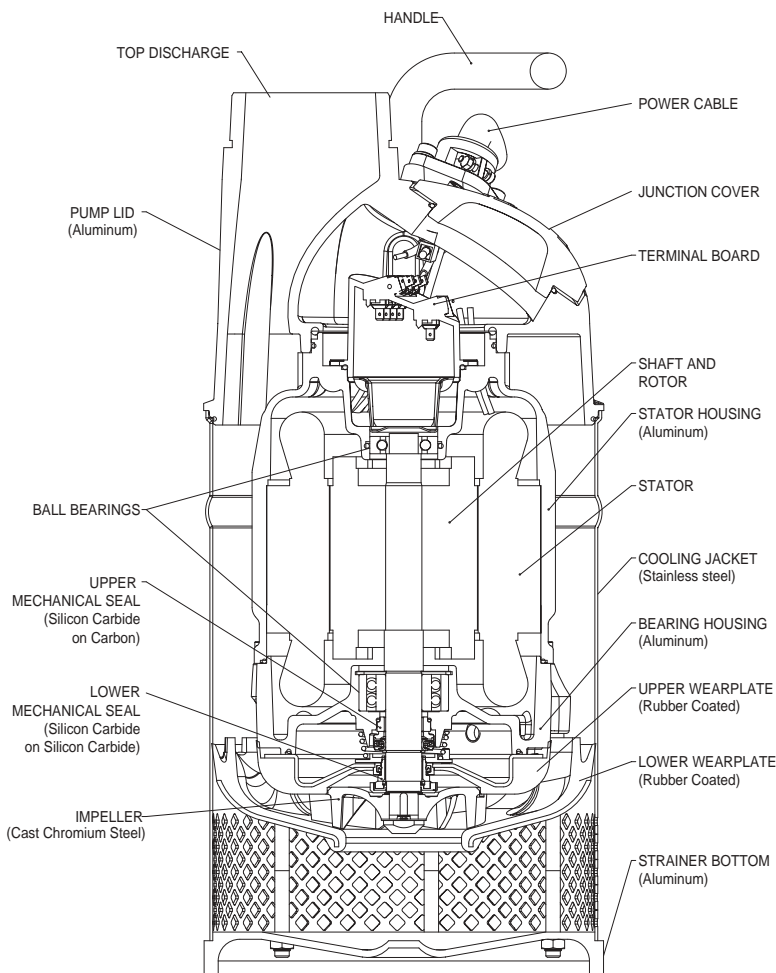


GSP55, GSP80, GSP130 Sub-Prime® Performance Curves

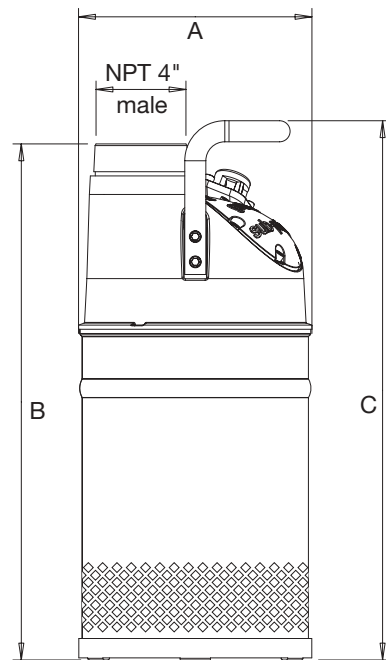


WARNING: Pumps are not designed for use in explosive atmosphere, flammable environments or for pumping volatile liquids.

Design & Construction



Dimensions



Model	A	B	C
GSP55	10.91" 277mm	24.11" 613mm	25.2" 640mm
GSP80	10.91" 277mm	24.11" 613mm	25.2" 640mm
GSP130	10.91" 277mm	26.28" 668mm	27.36" 695mm



godwin
pumps®



One Floodgate Road, Bridgeport, NJ 08014, USA
(856) 467-3636 • Fax: (856) 467-4841

Quenington, Cirencester, Glos., GL7 5BX, UK
+44 (0)1285-750271 • Fax: +44 (0)1285-750352

E-mail: sales@godwinpumps.com
www.godwinpumps.com

BRANCH LOCATIONS:

Connecticut • Pennsylvania • New York • Ohio
Illinois • Maryland • Virginia • West Virginia
North Carolina • South Carolina • Georgia
Florida • Texas • Montana • California • Washington

Sub-Prime® and the color orange for pumps are registered trademarks of Godwin Pumps of America, Inc.

Specifications and illustrations are subject to revision without notice.

© Copyright 2002-2006 Godwin Pumps of America, Inc. All rights reserved.

GPASL.086.1106